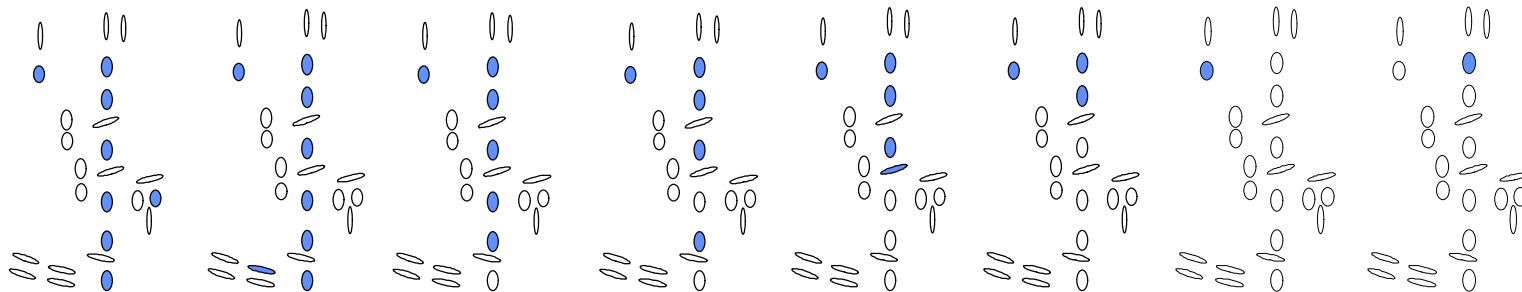


F# Harmonic Minor - Beginner

The image displays the F# Harmonic Minor scale on a five-line staff. The treble clef is positioned on the first line. The key signature consists of two sharps: F# and C#. The time signature is common time (C). The scale is represented by blue oval notes. The notes are: F# (first line), G# (first space), A (second line), B (second space), C# (third line), D (third space), E (fourth line), F# (fourth space), G# (fifth line), A (first space), B (first line), C# (first space), D (first line), E (first space), F# (first line). The scale is divided into two octaves by vertical bar lines. Below the staff, a letter-based fretboard diagram shows the scale notes on a six-line staff with dashed lines for the top and bottom strings. The notes are: F# (first line), G# (first space), A (second line), B (second space), C# (third line), D (third space), E (fourth line), F# (fourth space), G# (fifth line), A (first space), B (first line), C# (first space), D (first line), E (first space), F# (first line).

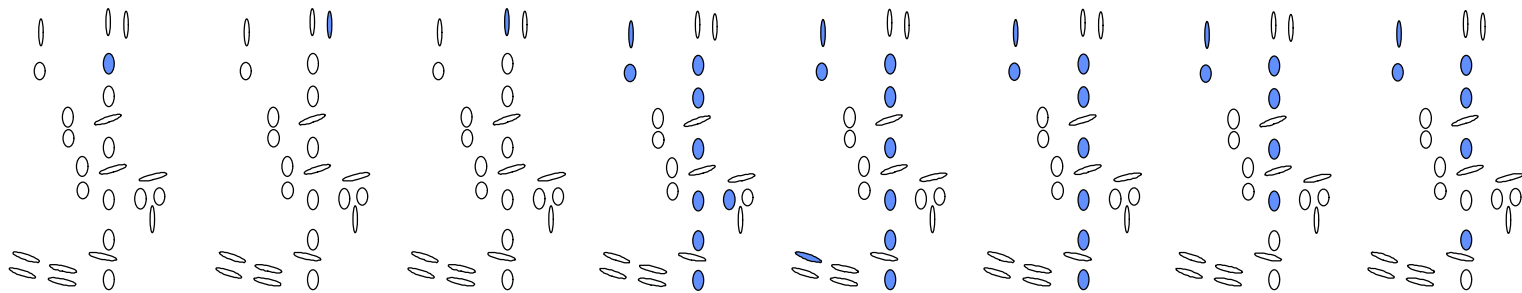
F#G#AB C#DE#F# F#G#AB C#DE#F# F#E#DC#BAG#F# F#E#DC#BAG#F#

F# Harmonic Minor - Beginner  
 Fingerings  
 First Octave - Ascending (Going Up)  
 Take Fingerings from Left to Right



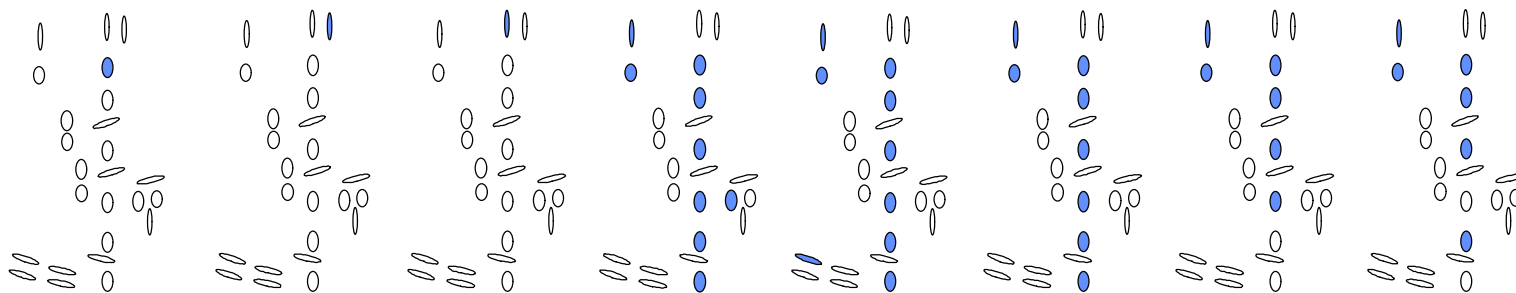
<b>F#</b>	<b>G#</b>	<b>A</b>	<b>B</b>	<b>C#</b>	<b>D</b>	<b>E#</b>	<b>F#</b>
<b>Ionian</b>	<b>Dorian</b>	<b>Phrygian</b>	<b>Lydian</b>	<b>Mixolydian</b>	<b>Aeolian</b>	<b>Locrian</b>	
F#G#ABC#DE#F#	G#ABC#DE#F#G#	ABC#DE#F#G#A	BC#DE#F#G#AB	C#DE#F#G#ABC#	DE#F#G#ABC#D	E#F#G#ABC#DE#	

Fingerings  
 Second Octave - Ascending (Going Up)  
 Take Fingerings from Left to Right



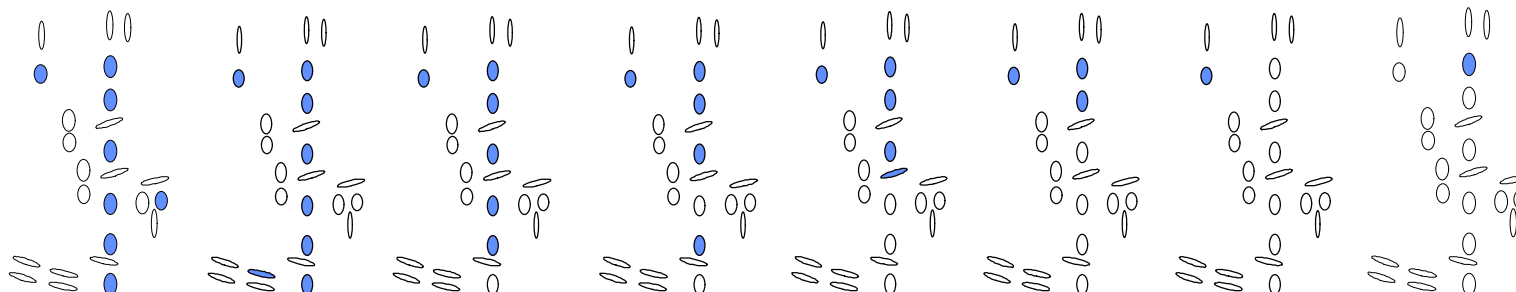
<b>F#</b>	<b>G#</b>	<b>A</b>	<b>B</b>	<b>C#</b>	<b>D</b>	<b>E#</b>	<b>F#</b>
<b>Ionian</b>	<b>Dorian</b>	<b>Phrygian</b>	<b>Lydian</b>	<b>Mixolydian</b>	<b>Aeolian</b>	<b>Locrian</b>	
F#G#ABC#DE#F#	G#ABC#DE#F#G#	ABC#DE#F#G#A	BC#DE#F#G#AB	C#DE#F#G#ABC#	DE#F#G#ABC#D	E#F#G#ABC#DE#	

**F# Harmonic Minor - Beginner**  
**Fingerings**  
**Second Octave - Descending (Going Down)**  
**Take Fingerings from Right to Left**



<b>F#</b>	<b>G#</b>	<b>A</b>	<b>B</b>	<b>C#</b>	<b>D</b>	<b>E#</b>	<b>F#</b>
Ionian	Dorian	Phrygian	Lydian	Mixolydian	Aeolian	Locrian	
F#E#DC#BAG#F#	G#F#E#DC#BAG#	AG#F#E#DC#BA	BAG#F#E#DC#B	C#BAG#F#E#DC#	DC#BAG#F#E#D	E#DC#BAG#F#E#	

**Fingerings**  
**First Octave - Descending (Going down)**  
**Take Fingerings from Right to Left**



<b>F#</b>	<b>G#</b>	<b>A</b>	<b>B</b>	<b>C#</b>	<b>D</b>	<b>E#</b>	<b>F#</b>
Ionian	Dorian	Phrygian	Lydian	Mixolydian	Aeolian	Locrian	
F#E#DC#BAG#F#	G#F#E#DC#BAG#	AG#F#E#DC#BA	BAG#F#E#DC#B	C#BAG#F#E#DC#	DC#BAG#F#E#D	E#DC#BAG#F#E#	