

# Eb Harmonic Minor - Beginner

The image displays the Eb Harmonic Minor scale in a beginner-friendly format. It begins with a treble clef, a key signature of three flats (Bb, Eb, Ab), and a common time signature (C). The scale is shown as a series of blue oval notes on a five-line staff. The notes are: Eb, F, Gb, Ab, Bb, Cb, DEb. The scale is presented in two directions: ascending and descending. The ascending scale is shown in the first two measures, and the descending scale is shown in the last two measures. A double bar line separates the ascending and descending parts. The notes are also shown on a fretboard grid, with a vertical line indicating the starting fret (the Eb note). The fretboard grid shows the notes Eb, F, Gb, Ab, Bb, Cb, DEb on the first string, and Eb, F, Gb, Ab, Bb, Cb, DEb on the second string.

EbFGbAbBbCbDEb EbFGbAbBbCbDEb EbDCbBbAbGbFEb EbDCbBbAbGbFEb

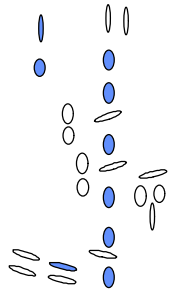
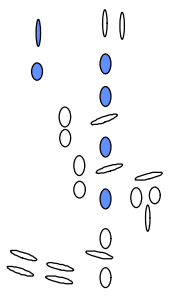
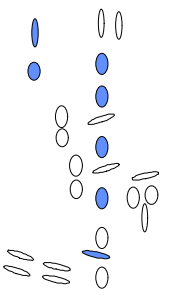
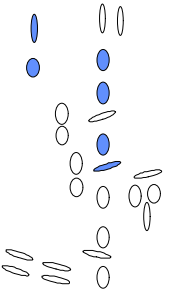
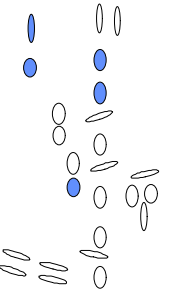
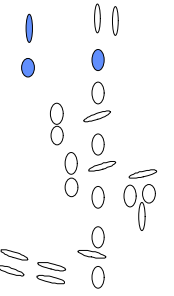
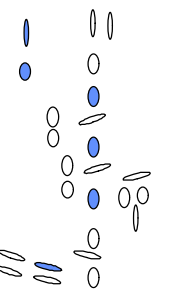
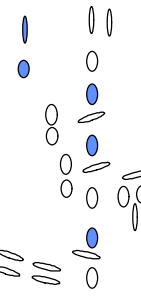
**Eb Harmonic Minor - Beginner**  
**Fingerings**  
**First Octave - Ascending (Going Up)**  
**Take Fingerings from Left to Right**

<b>Eb</b>	<b>F</b>	<b>Gb</b>	<b>Ab</b>	<b>Bb</b>	<b>Cb</b>	<b>D</b>	<b>Eb</b>
<b>Ionian</b>	<b>Dorian</b>	<b>Phrygian</b>	<b>Lydian</b>	<b>Mixolydian</b>	<b>Aeolian</b>	<b>Locrian</b>	
<b>EbFGbAbBbCbDEb</b>	<b>FGbAbBbCbDEbF</b>	<b>GbAbBbCbDEbFGb</b>	<b>AbBbCbDEbFGbAb</b>	<b>BbCbDEbFGbAbBb</b>	<b>CbDEbFGbAbBbCb</b>	<b>DEbFGbAbBbCbD</b>	

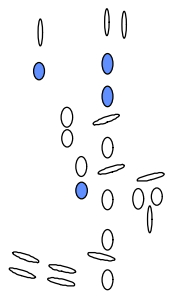
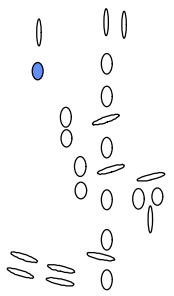
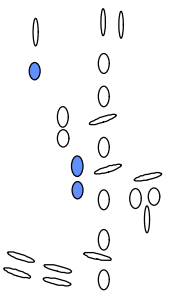
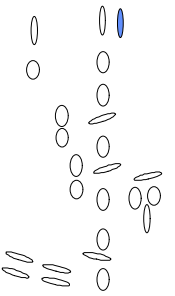
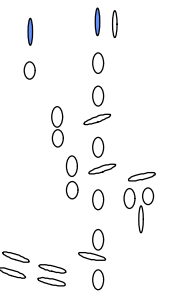
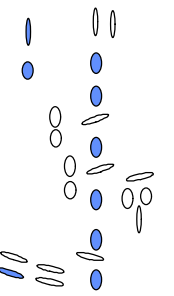
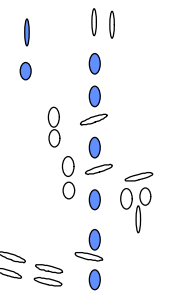
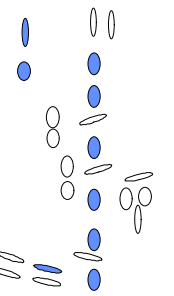
**Fingerings**  
**Second Octave - Ascending (Going Up)**  
**Take Fingerings from Left to Right**

<b>Eb</b>	<b>F</b>	<b>Gb</b>	<b>Ab</b>	<b>Bb</b>	<b>Cb</b>	<b>D</b>	<b>Eb</b>
<b>Ionian</b>	<b>Dorian</b>	<b>Phrygian</b>	<b>Lydian</b>	<b>Mixolydian</b>	<b>Aeolian</b>	<b>Locrian</b>	
<b>EbFGbAbBbCbDEb</b>	<b>FGbAbBbCbDEbF</b>	<b>GbAbBbCbDEbFGb</b>	<b>AbBbCbDEbFGbAb</b>	<b>BbCbDEbFGbAbBb</b>	<b>CbDEbFGbAbBbCb</b>	<b>DEbFGbAbBbCbD</b>	

**Eb Harmonic Minor - Beginner**  
**Fingerings**  
**Second Octave - Descending (Going Down)**  
**Take Fingerings from Right to Left**

							
<b>Eb</b>	<b>F</b>	<b>Gb</b>	<b>Ab</b>	<b>Bb</b>	<b>Cb</b>	<b>D</b>	<b>Eb</b>
<b>Ionian</b>	<b>Dorian</b>	<b>Phrygian</b>	<b>Lydian</b>	<b>Mixolydian</b>	<b>Aeolian</b>	<b>Locrian</b>	
EbDCbBbAbGbFEb	FEbDCbBbAbGbF	GbFEbDCbBbAbGb	AbGbFEbDCbBbAb	BbAbGbFEbDCbBb	CbBbAbGbFEbDCb	DCbBbAbGbFEbD	

**Fingerings**  
**First Octave - Descending (Going Down)**  
**Take Fingerings from Right to Left**

							
<b>Eb</b>	<b>F</b>	<b>Gb</b>	<b>Ab</b>	<b>Bb</b>	<b>Cb</b>	<b>D</b>	<b>Eb</b>
<b>Ionian</b>	<b>Dorian</b>	<b>Phrygian</b>	<b>Lydian</b>	<b>Mixolydian</b>	<b>Aeolian</b>	<b>Locrian</b>	
EbDCbBbAbGbFEb	FEbDCbBbAbGbF	GbFEbDCbBbAbGb	AbGbFEbDCbBbAb	BbAbGbFEbDCbBb	CbBbAbGbFEbDCb	DCbBbAbGbFEbD	