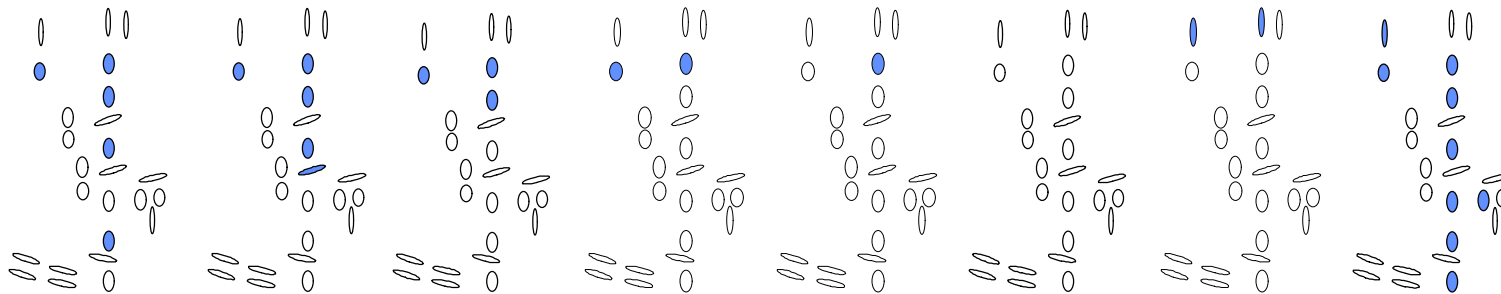


B Harmonic Minor - Beginner

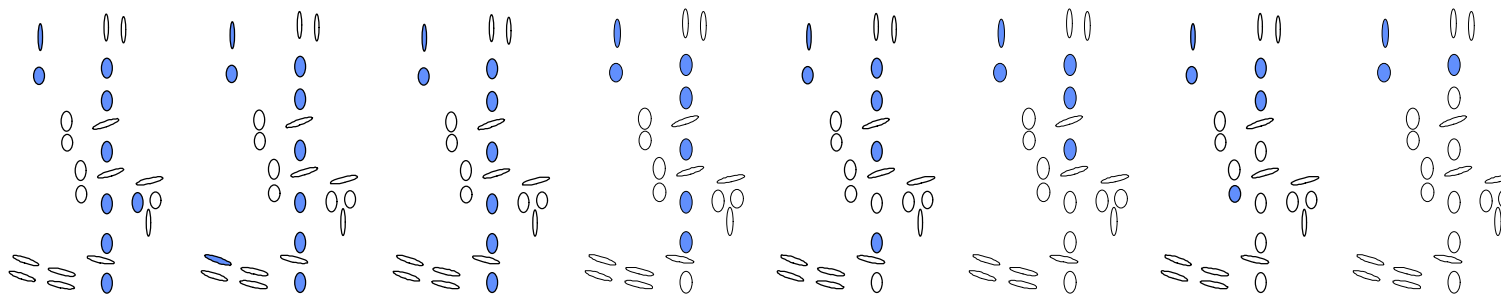
The image shows a musical staff with a treble clef, a key signature of two sharps (F# and C#), and a common time signature (C). The scale is written as a sequence of blue oval notes: B, C, D, E, F#, G, A, B. The notes are arranged in a series of four measures, with a double bar line after the second measure. The notes are: B (bottom line), C (bottom space), D (first line), E (first space), F# (second line), G (second space), A (third line), B (third space). The notes are connected by a line, and there are sharp symbols (#) above the F# and C# notes. Below the staff, the notes are labeled with their letter names and sharps: BC#DEF#GA#B, BC#DEF#GA#B, BA#GF#EDC#B, BA#GF#EDC#B.

B Harmonic Minor - Beginner
Fingerings
First Octave - Ascending (Going Up)
Take Fingerings from Left to Right



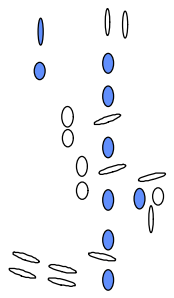
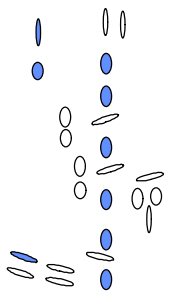
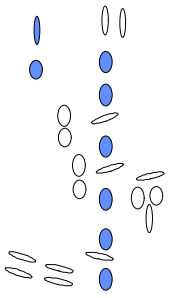
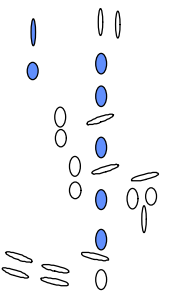
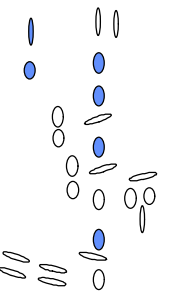
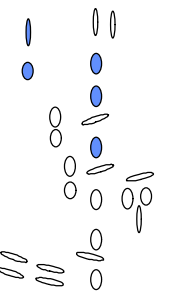
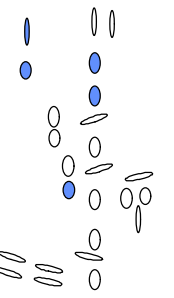

| | | | | | | | |
|-----------------------|-----------------------|-------------------------|-----------------------|---------------------------|------------------------|-------------------------|----------|
| B | C# | D | E | F# | G | A# | B |
| Ionian BC#DEF#GA#B | Dorian C#DEF#GA#BC | Phrygian DEF#GA#BC#D | Lydian EF#GA#BC#DE | Mixolydian F#GA#BC#DEF | Aeolian GA#BC#DEF#G | Locrian A#BC#DEF#GA# | |

Fingerings
Second Octave - Ascending (Going Up)
Take Fingerings from Left to Right

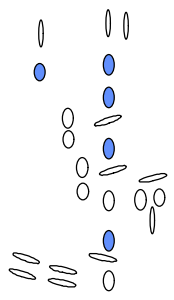
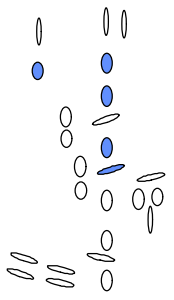
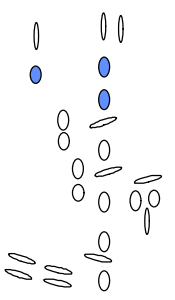
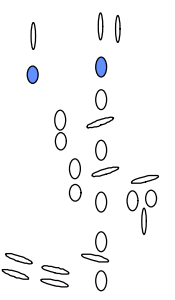
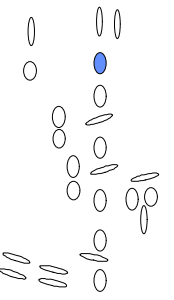
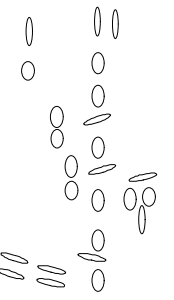
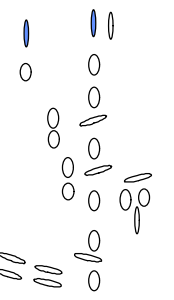
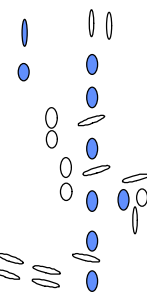


| | | | | | | | |
|-----------------------|-----------------------|-------------------------|-----------------------|---------------------------|------------------------|-------------------------|----------|
| B | C# | D | E | F# | G | A# | B |
| Ionian BC#DEF#GA#B | Dorian C#DEF#GA#BC | Phrygian DEF#GA#BC#D | Lydian EF#GA#BC#DE | Mixolydian F#GA#BC#DEF | Aeolian GA#BC#DEF#G | Locrian A#BC#D3F#GA# | |

B Harmonic Minor - Beginner
Fingerings
Second Octave - Descending (Going Down)
Take Fingerings from Right to Left

| | | | | | | | |
|---|---|---|--|---|---|---|---|
|  |  |  |  |  |  |  |  |
| B | C# | D | E | F# | G | A# | B |
| Ionian BA#GF#EDC#B | Dorian C#BA#GF#EDC# | Phrygian DC#BA#GF#ED | Lydian EDC#BA#GF#E | Mixolydian F#EDC#BA#GF# | Aeolian GF#EDC#BA#G | Locrian A#GF#EDC#BA# | |

Fingerings
First Octave - Descending (Going Down)
Take Fingerings from Right to Left

| | | | | | | | |
|--|--|--|---|--|--|--|--|
|  |  |  |  |  |  |  |  |
| B | C# | D | E | F# | G | A# | B |
| Ionian BA#GF#EDC#B | Dorian C#BA#GF#EDC# | Phrygian DC#BA#GF#ED | Lydian EDC#BA#GF#E | Mixolydian F#EDC#BA#GF# | Aeolian GF#EDC#BA#G | Locrian A#GF#EDC#BA# | |